




CM 1H

Complementary machines




Milling machine for contouring PVC profiles with 45° cutting. The machine, which is integrated into the window production process with Someco SM series machines equipped with Seamless technology counter punches, prepares the profiles for the subsequent phase of zero bead welding. The CM 1H is equipped with three electrospindles, one of which is used for a cut-to-length knife and two of which can be equipped with different tools to allow efficient contouring even of profiles made of different materials. The machine is programmable on board and can import and execute predefined and optimised machining lists.



End-milling and milling unit

The milling machine features 2 electrospindles. The first electrospindle, equipped with a Ø 150 mm blade, is used for profile end-milling, while the second, equipped with tools, is used to contour profiles, preparing them for the next zero bead welding phase.



Seamless technology

The machine, which is integrated into the door production process with Someco machines of SM series equipped with Seamless technology, contours the profiles for the subsequent phase of zero bead welding.




Swarf drawer

A practical swarf drawer allows efficient collection of the processing debris thus ensuring clean conditions of the machine and work area.



Operator interface

The possibility of rotating the monitor on its vertical axis allows the operator to view the screen from any position. The operator interface features a 15.6" touchscreen optical bonding display with USB connections required to connect the barcode reader and portable devices. It also has an RJ45 connector for connecting the machine to the corporate network.



Additional milling unit (Optional)

The machine can be equipped with an additional electrospindle for efficient contouring even in the case of profiles made of different materials.



Radio barcode reader (Optional)

The radio barcode reader automatically recognises the piece by means of the barcode label. Any workpiece can be loaded into the machine and the machining centre automatically prepares to perform all machining operations by reading the barcode on the label applied, greatly reducing cycle times and with no possibility of error.

**CM 1H / COMPLEMENTARY MACHINES****AXIS TRAVEL**

X AXIS (mm)	565
Y AXIS (mm)	45
Z AXIS (mm)	540
Axes precision (mm)	± 0,1

POSITIONING SPEED

X AXIS (m/min)	50
Y AXIS (m/min)	40
Z AXIS (m/min)	20

AXIS ACCELERATION

X AXIS (m/s ²)	10
Y AXIS (m/s ²)	10
Z AXIS (m/s ²)	3,5

DIMENSION AND WEIGHT

Arm length (mm)	1.300
Overall dim. (width x length x height) (mm)	1.260 x 1.350 x 1.860
Overall dim. with arms (width x length) (mm)	2.770 x 2.280
Weight (kg)	750

WORK AREA

Profile height (mm)	50 ÷ 100
Profile width (mm)	50 ÷ 130
Profile length (mm)	350 ÷ 3.500

END-MILLING AND MILLING UNIT

Number of electrospindles	2
Blade motor power (kW)	2
Blade (mm)	Ø 150
Milling unit	1
Electrospindle power in S1 (kW)	2
Supplied mill (mm)	Ø 5
Mill diameter max. (mm)	Ø 12
Mill rpm max. (rpm)	24.000

TOOL SUPPLY

Ø5 mm flat mill for PVC	●
Ø150 mm blade for PVC	●

MACHINE SPECIFICATIONS

Seamless profile preparation	●
Profile adjustable clamps	●
Swarfs and chips tray	●
Operating pressure (bar)	6 ÷ 7

COMMAND AND CONTROL UNIT

Embedded PC	Beckhoff
Communication protocol	EtherCAT
HMI	TS Display HD TFT 15,6" - "optical bonding"
RJ45 network card	●
USB port connection	●
Barcode reader	○
Differentiated path management (with additional spindle)	●

SOFTWARE

ContourCAM	●
Microsoft® Windows® IoT Enterprise	●
JOB: software for management of the cutting lists and connection to external calculation programs	●

Included ● Available ○