



DG 142 XL

Complementary machines



Powerful double mitre saw, ideal for mass cutting of plastic profiles at 90° or 45° with a blade diameter of 550 mm, 3.000 mm to 7.500 mm length. Manual positioning with E 190 digital display or automatic positioning with E390/E590 control units. Proven principle "cutting from below" for optimum accessibility and best possible utilisation of the blade. Minimised calculation effort thanks to external dimension cut. Pneumatic angle positioning 90° or 45°. Protective covers with automatic lowering above the cutting areas.

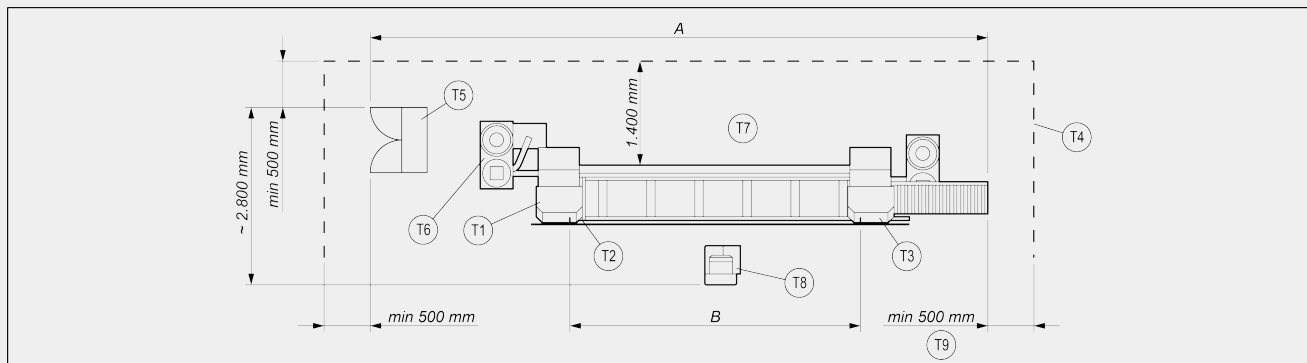
Standard with:

- Suction connection at the top and bottom
- Stationary and mobile blade
- 1x vertical clamping device per unit
- Steel machine bed in column construction



DG 142 XL / COMPLEMENTARY MACHINES

LAYOUT



	A	B
DG 142XL - 3,0 m (mm)	8.120	3.000
DG 142XL - 4,5 m (mm)	9.630	4.500
DG 142XL - 6,0 m (mm)	11.130	6.000
DG 142XL - 7,5 m (mm)	12.650	7.500

- T1 - Stationary unit
- T2 - Short dimension stop (optional)
- T3 - Moveable unit
- T4 - Wall / fence
- T5 - Connected load, refer to the electrical diagram
- T6 - Swarf extracting attachment
- T7 - Space for maintenance
- T8 - Label printer
- T9 - Safety zone

The overall dimensions may vary depending on the product configuration.

CHARACTERISTICS

Maximum cutting length, according to model (m)	3 / 4,5 / 6 / 7,5
Smallest cutting length at 90° (mm)	400
Smallest cutting length at 45° inclined (mm)	400



MACHINE AXIS CHARACTERISTICS

	E190	E390	E590
Command and control unit			
Axis no.	-	1	1
Robust, low-wear direct drive of the mobile cutting unit	-	●	●
Cutting length adjustment by means of handwheel	●	-	-

● included
- not available

COMMAND FEATURES E190

Cutting length display	E111
Actual value storage of the display in case of mains disconnection	●

COMMAND FEATURES E390

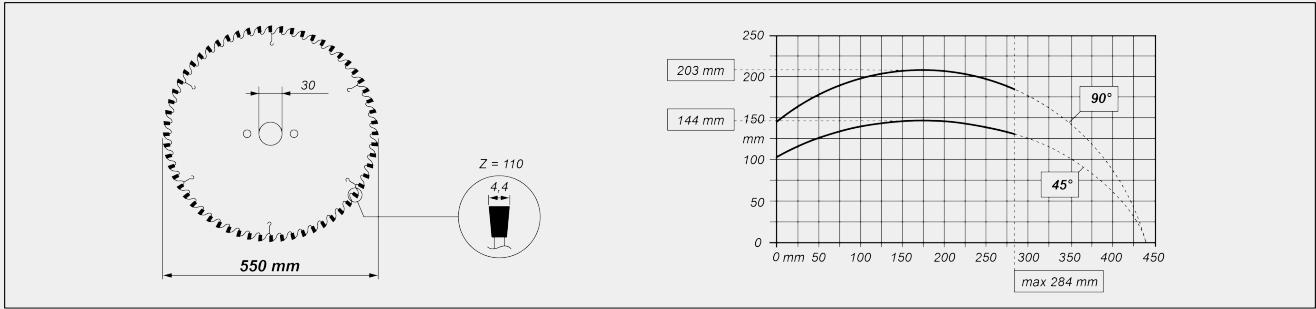
5,7" touchscreen display	●
USB port	1
Importable data formats	DGX
Machine configurations with one axis	●

COMMAND FEATURES E590

12" touchscreen display	●
USB port	1
Network port RJ45 (10/100 Mbit)	1
Importable data formats	DGX

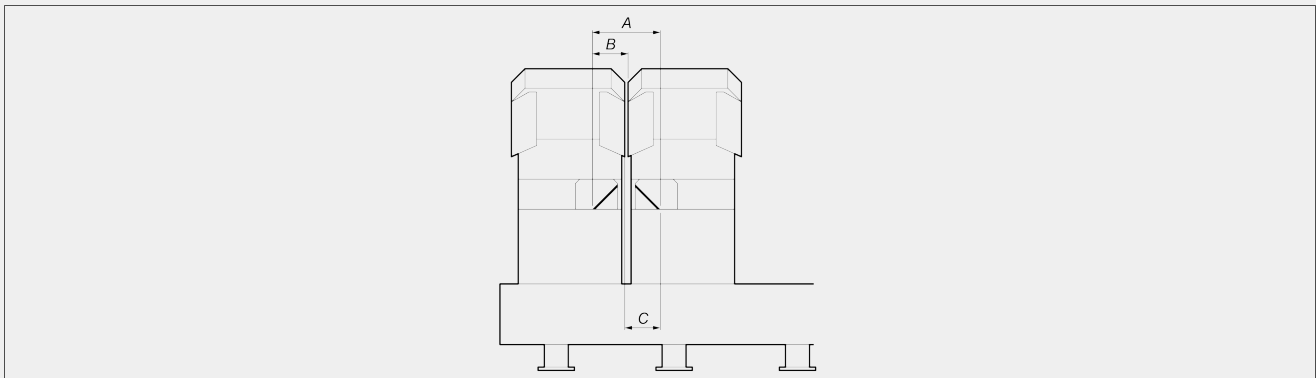


CUTTING DIAGRAM



Pneumatic clamping device horizontal travel (mm)		40	80	140
Clamping range (mm)	- from	62	0	0
	- to	284	245	195

CUT



	45°	90°
A) Minimum dimension without short dimension stop (mm)	400	400
A) Minimum dimension with short dimension stop (mm)	400	400
A) Minimum dimension with short dimension stop and lifting bars (mm)	455	455
B) Minimum dimension with short dimension stop on the mobile unit (mm)	195	195
B) Minimum dimension with short dimension stop on the mobile unit and lifting bar (mm)	213	213
C) Minimum dimension with short dimension stop on the stationary unit (mm)	195	195
C) Minimum dimension with short dimension stop on the stationary unit and lifting bar (mm)	213	213

Included ● Available ○

Voilàp S.p.A.
 Via Archimede, 10
 41019 - Limidi di Soliera (MO)
 ITALY

Tel 059 895411
 Fax: 059 859404
 P.IVA e C.F. 02057270361
 info@somecopvc.com
 www.somecopvc.com

The right to make technical alterations is reserved.