


EV 2A

Welding and cleaning
machines



EV 2A is a CNC corner cleaning machine for PVC frames with 2 interpolated axes and automatic cycle which, when suitably configured, is able to recognize the size of the profile to be cleaned. It has a 275 mm diameter blade which allows, with different work programs, cleaning the outer corner on various profiles. EV 2A also has top and bottom units with knife for cleaning the welding beads plus top and bottom units with knives for cleaning the inner corners. Machining of the inner and outer corners can be completed with the top and bottom drilling/milling units for cleaning the corners or gasket grooves. The machining units can be programmed independently from each other via a CNC PC which controls programming of the profiles and machine operation (manual or automatic mode). When the machine is suitably configured with the necessary tools, it can handle all types of standard profiles including acrylic and coated profiles. EV 2A is available in three models: a manual version, a semiautomatic version (with turntable) and an automatic version (with turntable and outfeed table).




Internal reference and external clamping

The precision guaranteed by Someco in the PVC corner cleaning machines is obtained through the use of an N/C stop that allows the frame to be positioned in the machine by making reference to the internal corner of the frame. This ensures accurate centering and no limitations due to any difference in width of the profiles making up the frame.



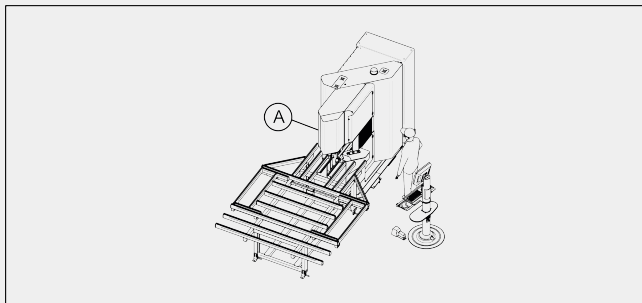
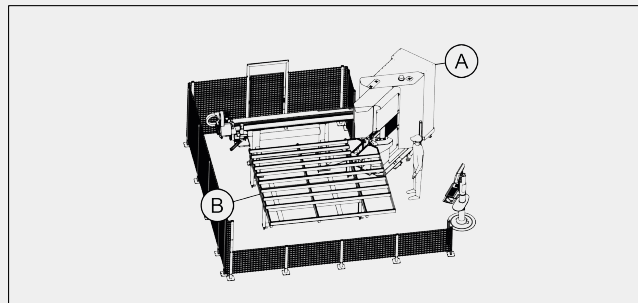
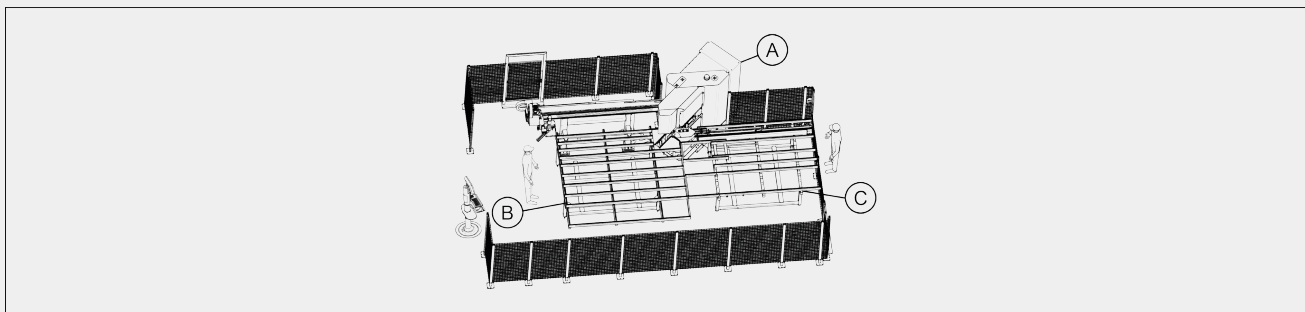
Ergonomic design and safety

Great care has been taken over the ergonomic aspects of the machine: the special machine look is a result of the synthesis of objective regarding safeguarding and accessibility. The machine has provision for connection to a swarf exhaust system in both the area mainly involved in cleaning (knife for cleaning around the outside of the corner) and the bottom area of the machine where the swarf tends to build up.



Frame handling system

The objective of concentrating all the frame handling functions in a device that ensures highly dynamic positioning phases and accurate positioning of the product in all phases of the work cycle has been achieved thanks to the 4-axis manipulator (semiautomatic and automatic versions).

**EV 2A / WELDING AND CLEANING MACHINES****LAYOUT****Manual version****Semiautomatic version****Automatic version**

A - Corner cleaning machine EV 2A

B - Turntable

C - Outfeed table

EV, POSITIONING SPEED

Y AXIS (m/min)	100
Z AXIS (m/min)	40

MANIPULATOR, POSITIONING SPEED

X AXIS (m/min) (linear movement of the gripper)	170
Q AXIS (m/min) (vertical movement of the gripper)	9
H AXIS (m/min) (cross movement of the gripper)	9
C AXIS (°/min) (rotary movement 0 - 90° of the gripper)	3.000

**OUTFEED TABLE, POSITIONING SPEED**

U AXIS (m/min)	40
----------------	----

MODES OF OPERATION

Positioning of the frame: manual or automatic with turntable (depending on model)	●
Milling of different profiles	○
Drilling for hinges	○

MACHINABLE SURFACES

With blade tool (external profile)	1
With top and bottom units plus knife (top and bottom surfaces, internal profile)	3
With milling unit (top and bottom surfaces)	2

WORK AREA

Maximum dimensions of the frame manually loaded: unlimited	●
Maximum dimensions of the frame automatically loaded (rotation table optional) (mm)	2.300 x 2.300 (3,7 kg/m) / 2.500 x 2.500 (2,8 kg/m)
Minimum dimensions of the frame, external measurement (mm)	350 x 350
Minimum dimensions of the frame, internal measurement (mm)	210 x 210
Maximum profile height (mm)	200
Minimum profile height (mm)	35
Maximum width of the profile (mm)	150

BLADE

Blade diameter (mm)	275
Blade support diameter (mm)	32
Blade speed (r.p.m.)	3.000
Electro spindle power (kW)	1,1

**SAFETY DEVICES AND PROTECTIONS**

Photoelectric barrier system to protect access to work zone for EV 2A automatic and semi-automatic version ●

Perimeter enclosure guard for EV 2A automatic and semi-automatic version ●

BASEMENT

Electrically welded and normalized steel basement ●

OVERALL DIMENSIONS AND POWER

Overall dimensions (width x length x height) (mm), manual version	3.560 x 3.780 x 2.250
Overall dimensions (width x length x height) (mm), with turntable	4.550 x 6.170 x 2.250
Overall dimensions (width x length x height) (mm), with turntable and outfeed table	5.530 x 9.000 x 2.250
Weight (kg), manual version	2.100
Weight (kg), with turntable	3.000
Weight (kg), with turntable and outfeed table	3.400
Average power consumption (kW), manual version	8
Average power consumption (kW), with turntable / with turntable and outfeed table	10
Compressed air consumption (l/min), manual version	80
Compressed air consumption (l/min), with turntable / with turntable and outfeed table	110

Included ● Available ○