




AMS VIS

Complementary machines




Stop gauge system with profile support, positioning of the stop via handwheel and reading of position on the digital readout. Tolerance on positioning 0.5 mm.




Digital reader

Digital display that allows reprogramming of machine 0, indicating the stop positioning dimension, which corresponds to the length of the workpiece to be cut.



Handwheel

By means of the handwheel, the stop is brought into position.



Reference stop

Carriage running on ball bushing actuated by mechanically controlled kinematics, which allows, referring to the centre of the blade, the realization of the length of the workpiece to be cut.



MACHINE SPECIFICATIONS

Effective stroke (according to model) (mm) 3.780 ; 5.780

Positioning tolerance (mm) $\pm 0,5$ (*)

(*) The machine does not have a thermal deformation compensation system. The reported information refers to a temperature of 20°C

Included ● Available ○