



## **GLS 192 B**


Complementary machines



Pneumatic V-cutting saw for 2x45° angle cutting, equipped with special blades arranged one above the other for simultaneous undercutting of the glazing bead web. The machine is equipped as standard with pneumatic, vertical special clamping device which enables the simultaneous processing of glazing beads.


Options:

- Roller conveyor with stand
- Stop and measuring systems
- Profile counterblocks
- Blades



### Snap-in interchangeable counterblocks

The counterblocks are very easy to change: a snap-in mechanism enables them to be changed without having to use any other tools.




### Workpiece clamping system

The workpiece is clamped from above by means of clamps; thin profiles can also be clamped by GLS 192 from the bottom to avoid the risk of deformation and to ensure a greater cutting precision.



### Cutting module

Glass stopper cuts are made by 2 cutting units, one set at 45° and the other at 135°. Each cutting unit is made up of 2 blades: the first actually cuts the glass stopper and the second, which has a smaller diameter, makes the cut in the glass stopper that is to house the gasket. This machine configuration enables 2 profiles to be inserted in the counterblocks so that 2 glass stoppers can be cut at the same time.



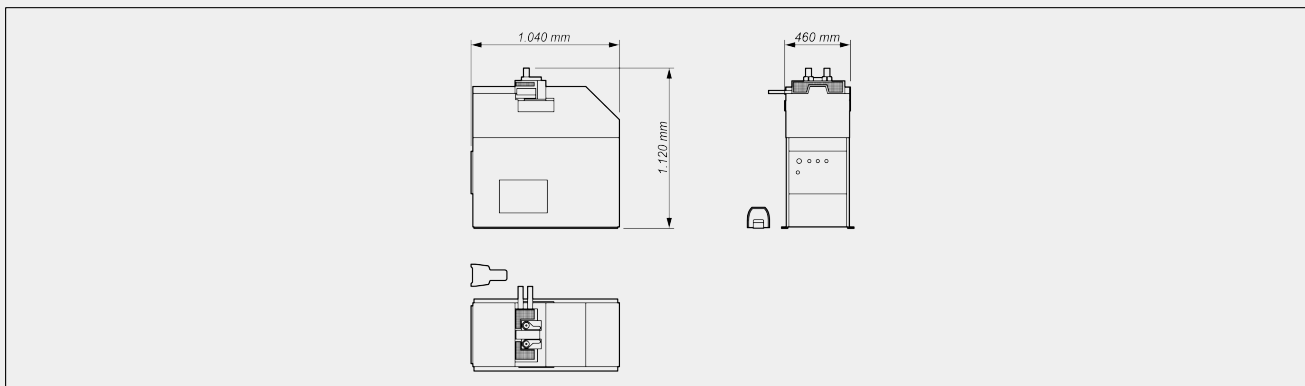
### Connection to roller conveyors and stop gauges

Beside the cutting area there is a steel support for connecting the machine to an infeed roller conveyor or a stop gauge that ensures high positioning precision while cutting the glass stopper.



### GLS 192 B / COMPLEMENTARY MACHINES

#### LAYOUT



The overall dimensions may vary depending on the product configuration.

#### WORK AREA

Maximum cutting width (mm)	130
Maximum cutting height (mm)	44,5
Minimum profile length (mm)	240

#### DIMENSION AND WEIGHT

Length (mm)	460
Depth (mm)	1.040
Height (mm)	1.120
Weight (kg)	140

#### MOTORS

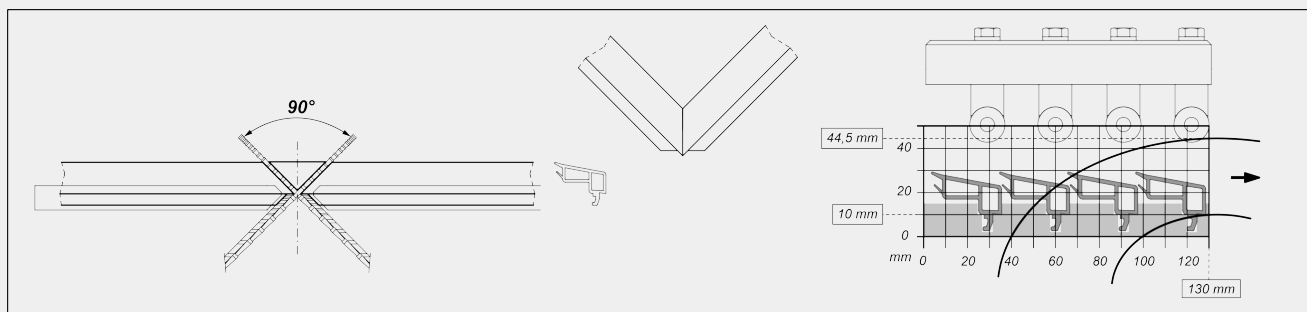
Three-phase asynchronous motors	2
Motors power (kW)	2 x 0,9

#### MODES OF OPERATION

Vertical clamps	2
Simultaneous cutting of 2 glazing beads	●
Automatic cutting sequence	●
Operation by foot switch	●



### CUTTING DIAGRAM



### TOOLS

Blades type	HSS
Blade diameter (mm)	200
Blade diameter (45° beveled) (mm)	98
Blade bore (mm)	32
Blade speed - 50 Hz motor (r.p.m.)	2.800
Blade speed - 60 Hz motor (r.p.m.)	3.400

### EQUIPMENT

Vertical clamping device	●
Glazing bead counterblock	○
Roller conveyor	○
Manual measuring systems	○
Roller conveyor / measuring system connecting plate	○

### ELECTRICAL CONNECTION

Connected load (without suction) (kW)	1,9
Maximum backup fuse 240V 60Hz (without suction) (A)	16
Maximum backup fuse 400V 50Hz (without suction) (A)	10

### PNEUMATIC CONNECTION

Pressure (bar)	7
Hose connection	DN10
Compressed air consumption (7 bar) per working cycle (without spraying) (l)	20

Included ● Available ○

Voilàp S.p.A.  
Via Archimede, 10  
41019 - Limidi di Soliera (MO)  
ITALY

Tel 059 895411  
Fax: 059 859404  
P.IVA e C.F. 02057270361  
info@somecopvc.com  
www.somecopvc.com

The right to make technical alterations is reserved.