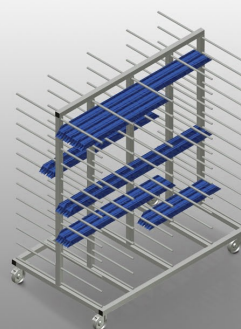





PHW 1600

Transport and trolleys




Profile trolley for horizontal storage and transportation of profiles. Stable steel construction. Horizontal profile transportation. Profile trolley with profile supports on both sides. Twelve storage areas per upright. Four swivel castors, two of which with locking stop.




Casters

Four casters, two of which have a fixing brake, provide a high degree of mobility and easy, safe handling



Support arms

Compartment width 120 mm,
Compartment depth 450 mm, easy
loading and unloading, well-organised
storage provides quick access



Plastic protector (Optional)

All supporting surfaces have a non-slip
PVC cladding which protects surfaces
from damage during storage



Number labels (Optional)

Numbering of the compartments

**PHW 1600 / TRANSPORT AND TROLLEYS****DIMENSION AND WEIGHT**

Length (mm)	1.600
Width (mm)	1.000
Height (mm)	1.850
Weight (kg)	140

STORAGE CAPACITY

Shelves	24
Clearance (mm)	120
Compartment width (mm)	450
Load capacity (kg)	350

CHARACTERISTICS

Plastic protection	<input type="radio"/>
Number labels	<input type="radio"/>
Swivel castors	4
Swivel castors with locking stop	2
Swivel castors diameter (mm)	125

Included ☒ Available ☐