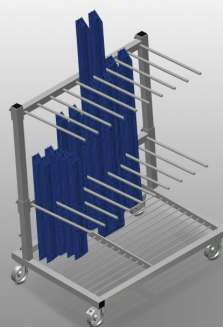



PWS 1000

Transport and trolleys




Profile trolley for vertical storage and transportation of profiles. Stable steel construction. Vertical profile transportation. Profile trolley with loading on one side. Easy loading and unloading. Sufficient for 30-40 profile bars. Compartment divider height is adjustable. Supporting surface with bar grid floor. Four swivel castors, two of which with locking stop.




Easy loading and unloading

Profile trolley with loading on one side




Compartment dividers

Compartment divider height is adjustable. Compartment width 100 mm. Compartment depth 540 mm




Supporting surface

Supporting surface with bar grid floor



Casters

Four casters, two of which have a fixing brake, provide a high degree of mobility and easy, safe handling



Plastic protector (Optional)

All supporting surfaces have a non-slip PVC cladding which protects surfaces from damage during storage

PWS 1000 / TRANSPORT AND TROLLEYS**DIMENSION AND WEIGHT**

| | |
|-------------|-------|
| Length (mm) | 1.200 |
| Width (mm) | 800 |
| Height (mm) | 1.360 |
| Weight (kg) | 60 |

STORAGE CAPACITY

| | |
|--------------------------|---------|
| Compartment dividers | 2 |
| Compartments | 9 |
| Compartment width (mm) | 100 |
| Compartment depth (mm) | 540 |
| Support height (mm) | 1.150 |
| Load capacity (kg) | 350 |
| Quantity of profile bars | 30 - 40 |

CHARACTERISTICS

| | |
|--|-----|
| Profile trolley with loading on one side | ● |
| Supporting surface with bar grid floor | ● |
| Plastic protection | ○ |
| Swivel castors diameter (mm) | 125 |

Included ● Available ○