



## **SBZ 616/01**

Through feed sawing centers



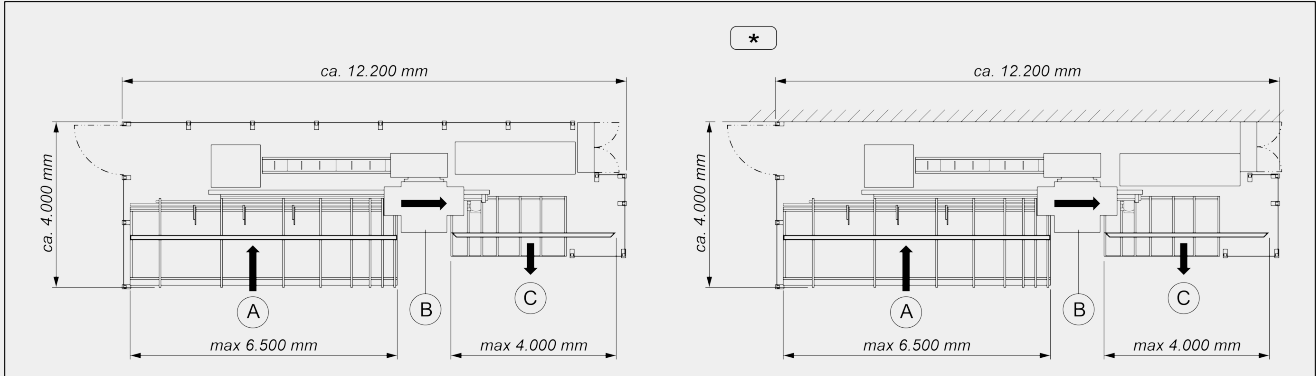
This all-rounder can be used as a automatic cutting centre. Maximum working speeds with the highest quality are delivered by one axis controlled cutting unit. Automatic cutting centre for cutting with programmable cutting angles, cutting profiles to length for window, door and curtain wall manufacturing.



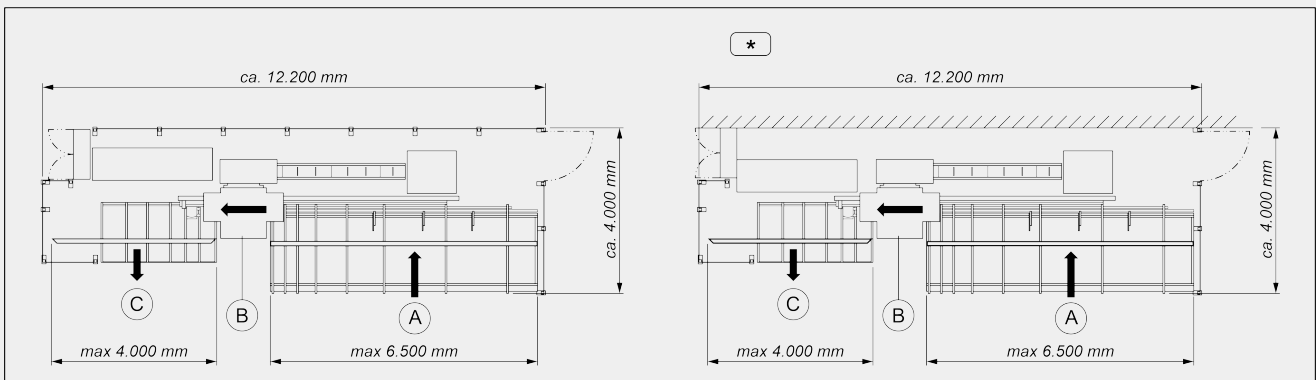
SBZ 616/01 / THROUGH FEED SAWING CENTERS

LAYOUT

Left version (left to right)



Right version (right to left)



- A - Loading magazine
- B - Machining unit
- C - Unloading magazine
- \* - Standard version

The overall dimensions may vary depending on the product configuration.

AXIS TRAVEL

X AXIS (bar positioning) (mm)	3.430
Y1 AXIS (cross gripper positioning) (mm)	130
Z1 AXIS (vertical gripper positioning) (mm)	130

Voilàp S.p.A.  
 Via Archimede, 10  
 41019 - Limidi di Soliera (MO)  
 ITALY

Tel 059 895411  
 Fax: 059 859404  
 P.IVA e C.F. 02057270361  
 info@somecopvc.com  
 www.somecopvc.com

The right to make technical alterations is reserved.



LOADING UNIT: PROFILE POSITIONING

Workpiece reference stop near the working unit	●
Maximum loadable length (mm)	6.500
Loading feeder with 2 controlled axes for workpieces of up to 4.000 mm with gripper	●
Electronically controlled 0 - 180° collet rotation (C1 axis)	●
Minimum machinable profile section - W x H (mm)	30 x 30

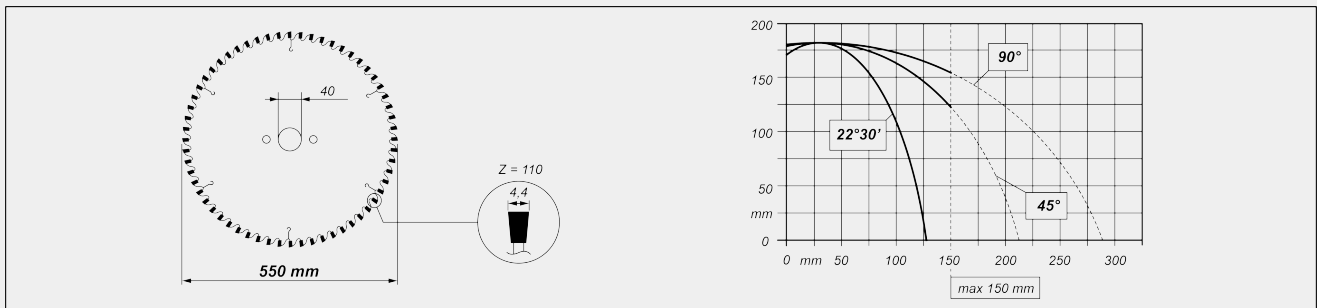
BLADE MOTORS (MANUAL CHANGE)

Maximum power rating in S6 (kW)	4
Maximum speed (r.p.m.)	2.850
Air cooling	●
Blade diameter (mm)	550
Number of motors	1

MACHINABLE CUTTING ANGLES

Cutting angle	22°30' ÷ 157°30'
---------------	------------------

CUTTING DIAGRAM



**WORKPIECE LOCKING**

Automatic fixed clamping system before machining area	<input checked="" type="checkbox"/>
Automatic fixed clamping system after machining area	<input checked="" type="checkbox"/>
Clamping system standard height 20 mm	<input checked="" type="checkbox"/>
Clamping system for profile adapted to profile system	<input type="checkbox"/>

**MODES OF OPERATION**

Label printer	<input type="checkbox"/>
---------------	--------------------------

**SUPPORT BASE**

Monolithic in electrowelded and standardised steel	<input checked="" type="checkbox"/>
--	-------------------------------------

**UNLOADING UNIT**

Unloading table with a pneumatic pusher for workpieces of up to 4000 mm	<input checked="" type="checkbox"/>
Belt magazine unloading depth (mm)	1.900

**ELECTRIC CABINET COOLING**

Electrical cabinet with air conditioner for operating temperatures < 45 °C	<input checked="" type="checkbox"/>
Electrical panel and CN conditioner for operating temperatures < 50°C	<input type="checkbox"/>

Included ● Available ○