



## ***FAZ 2800***

Assembly tables



Sash assembly centre for installing hardware on PVC. Ergonomic fixing of hardware in a very short time Sash assembly table for measuring and cutting to length of hardware components. Optimisation of sash processing by carrying out various work tasks at a single workstation. Assembly table can be tilted pneumatically. The sash, measurement and centring units can be moved pneumatically. Gear cropper with stops for a centred and consistent handle position. Two stop blocks for different sash widths. Mobile screwing unit with pneumatic height adjustment. Manual insertion funnel for second screw length Automatic depth shutoff Screw feed unit. Table supporting surface with plastic slide bars.




### Supporting surfaces

Supporting surfaces with plastic slide bars




### Screwing unit

Mobile screwing unit with pneumatic height adjustment. Manual insertion funnel for second screw length. Automatic depth shutoff



### Stop block

Two stop blocks for two sash widths



### Gear cropper

Gear cropper with stops for a centred and consistent handle position. Gear cropper with open cutting tool




### Screw feed unit

Screw feed unit with automatic screw feeding




### Hardware rack

For orderly hardware storage at the sash assembly station




### Stop block (Optional)

Stop blocks for additional sash widths




### Laser unit (Optional)

Laser for screw driving position




### Hinge drilling unit (Optional)

Hinge drilling unit with adjustable two-spindle boring head, pneumatic height adjustment, with stops for the left and right drilling positions




### Handle hole drilling unit (Optional)

Handle hole drilling unit installed at a fixed position with hydro-pneumatic drill feed and clamping unit; 3-spindle boring head



### Lock case milling unit (Optional)

Milling unit can be moved manually with stop for lock case milling. Cutter diameter 12 mm



### Folding stops (Optional)

Stop rail with 14 folding stops for a consistent handle position (7x left, 7x right)

**FAZ 2800 / ASSEMBLY TABLES****CHARACTERISTICS**

Table length (mm)	2.800
Table width (mm)	1.400
Total length (mm)	3.400
Total width (mm)	2.000
Weight (kg)	450
Table height adjustable (mm)	850 - 1.000
Table inclination (°)	15
Sash inside dimensions (mm)	280 - 2.300

**SCREW DIMENSIONS**

Head diameters (mm)	5,0 - 9,0
Shank diameters (mm)	3,5 - 4,5
Length approx. (mm)	10 - 35

**AIR CONSUMPTION**

Screw driving unit approx. (l/min.)	250
Clamping unit approx. (l/min.)	35

**PNEUMATIC CONNECTION**

Pressure (bar)	7
Hose connection	DN10

Included ● Available ○