


## FAZ 2800

Assembly centres



Sash assembly centre for installing hardware on PVC and aluminium window sashes. Ergonomic fixing of hardware in a very short time. Sash assembly table for measuring and cutting to length of hardware components. Optimisation of sash processing by carrying out various work tasks at a single workstation. Assembly table can be tilted pneumatically. The sash, measurement and centring units can be moved pneumatically. Gear cropper with stops for a centred and consistent handle position. Two stop blocks for different sash widths. Mobile screwing unit with pneumatic height adjustment. Manual insertion funnel for second screw length. Automatic depth shutoff. Screw feed unit. Table supporting surface with plastic slide bars.




### Supporting surfaces

Supporting surfaces with plastic slide bars



### Screwing unit

Mobile screwing unit with pneumatic height adjustment. Manual insertion funnel for second screw length. Automatic depth shutoff



### Stop block

Two stop blocks for two sash widths




### Gear cropper

Gear cropper with stops for a centred and consistent handle position. Gear cropper with open cutting tool




### Screw feed unit

Screw feed unit with automatic screw feeding



### Stop block (Optional)

Stop blocks for additional sash widths

**Laser unit (Optional)**


Laser for screw driving position

**Hinge drilling unit (Optional)**


Hinge drilling unit with adjustable two-spindle boring head, pneumatic height adjustment, with stops for the left and right drilling positions

**Handle hole drilling unit (Optional)**

Handle hole drilling unit installed at a fixed position with hydro-pneumatic drill feed and clamping unit; 3-spindle boring head

**Lock case milling unit (Optional)**

Milling unit can be moved manually with stop for lock case milling. Cutter diameter 12 mm

**Folding stops (Optional)**

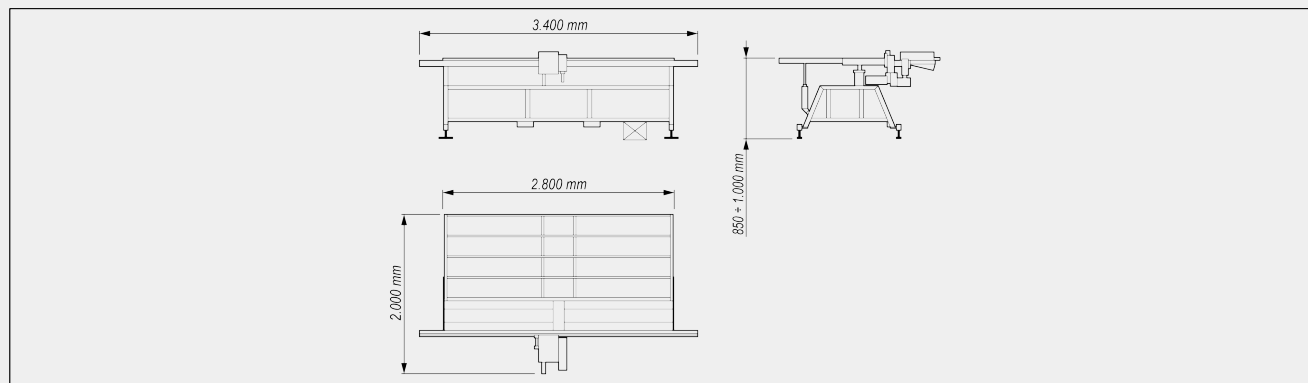
Stop rail with 14 folding stops for a consistent handle position (7x left, 7x right)

**Hardware rack (Optional)**

For orderly hardware storage at the sash assembly station

**FAZ 2800 / ASSEMBLY CENTRES**
**LAYOUT**

The overall dimensions may vary depending on the product configuration.


**DIMENSION AND WEIGHT**

Total length (mm)	3.400
Total width (mm)	2.000
Weight (kg)	450

**SUPPORTING SURFACE**

Table length (mm)	2.800
Table width (mm)	1.400
Table height adjustable (mm)	850 ÷ 1.000
Table inclination (°)	15
Sash inside dimensions (mm)	280 ÷ 2.300

**SCREW DIMENSIONS**

Head diameters (mm)	5,0 ÷ 9,0
Shank diameters (mm)	3,5 ÷ 4,5
Length approx. (mm)	10,0 ÷ 35,0



ACCESSORIES

- 8-fold height adjustment for different screw heights
- Stops for different sash widths (pair, number depending on profile)
- Stop rail with hinged stops for fixed handle location
- Handle hole drilling unit for PVC and steel (Info seat of the bore (dome dimension) required) - 3/PEN 230/400V50Hz, P=740W
- Stationary handle hole drilling unit with hydropneumatic drill feed, clamping unit and 3-spindle drill head. Machining direction vertical from bottom to top (\*)
- Lock case milling unit (incl. standard milling cutter D=12mm x 26mm) - 3/PEN 230/400V50Hz, P=1500W with FU Umax.=17000 1/min
- Manual mobile lock case milling unit with stop for lock case routing. Machining direction horizontal from outside to inside
- Pneumatic height adjustment for lock case (consisting of cylinder with valve and toggle switch)
- Corner drive drilling unit w. 1-sp. drill. head, pneum. feed (incl. drill with drill chuck 0.8mm to 10mm, without drill bit) - 1N/230V50Hz, 850 1/min
- Corner band drilling unit with 1-spindle drilling head, pneumatic height adjustment, with stops for left and right drilling position. Machining direction horizontal from outside to inside
- Corner drive drilling unit w. adjust. 2-spindle drill. Head (incl. drill with 2-spindle drill head adjustable 17-113mm, without drill bit with collet ER11) - 1N/230V50Hz, 850 1/min
- Corner band drilling unit with adjustable 2-spindle drilling head, pneumatic height adjustment, with stops for the left and right drilling position. Machining direction horizontal from outside to inside
- Laser for marking of screw position
- Punch tool with perforation additional price (info hardware manufacturer required)
- 2nd gear punch f. center handle loc. + pneum. lowering device (\*\*)
- Punch tool straight-cut left (info fitting manufacturer required, see tools)
- Table brush strip supporting surface
- Extension for clamping device sash from 2400-3000mm
- Screw feeding unit for additional screw (2nd screw feeder with switch)
- Centering and clamping device, lowerable, only usable without handle hole drilling unit (\*\*\*)

(\*) Attention:

- cannot be used if 2nd fitting punch (TC) is selected
- cannot be used if lowerable centring and clamping unit is selected

(\*\*) Attention:

- cannot be used if handle hole drilling unit selected
- cannot be used if lowerable centring and clamping unit selected

(\*\*\*) Attention:

- cannot be used if handle hole drilling unit selected
- cannot be used if 2nd fitting punch (TC) selected



**ADDITIONAL OPTIONS**

BR 36 - hardware rack	<input type="radio"/>
BR 40 - hardware rack	<input type="radio"/>

**PNEUMATIC CONNECTION**

Operating air pressure (bar)	7
Hose connection	DN10

**AIR CONSUMPTION**

Screw driving unit approx. (l/min.)	250
Clamping unit approx. (l/min.)	35

Included ● Available ○