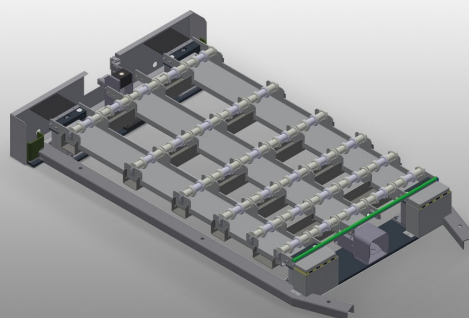


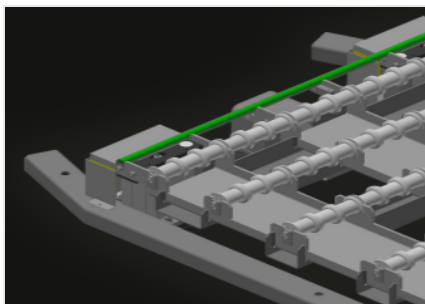


## GHS 15

Transport and trolleys

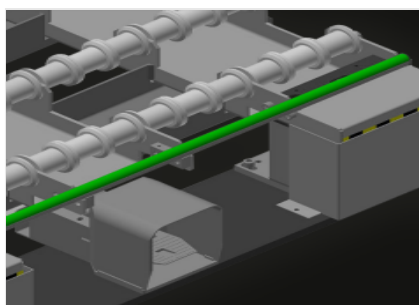


Easy handling of sheets of glass in combination with glass transport trolley GFW 15. With a pneumatic lifting unit controlled with a foot valve, max. travel = 50 mm. Lower roller conveyors equipped with 15 x 4 PVC rollers in total. Complete with draw-in mechanism for glass transport trolley GFW 15. Basic dimensions: 2.100 x 1.250 mm.



### Supports

Lower supporting surfaces with lifting rollers for easier loading and unloading



### Lifting unit

Lifting unit for transferring sheets of glass to glass transport trolley GFW 15, controlled with a foot valve, max. travel = 50 mm



CHARACTERISTICS

Length (mm)	2.100
Width (mm)	1.250
Height (mm)	250
Maximum travel (mm)	50
Weight (kg)	100

Included ● Available ○