




ME-H

Complementary machines




ME-H

ME-H is a drilling machine which bores hinge holes on frames with an electronically-controlled axis. It is supplied with two multi-spindle drilling units to bore holes on PVC hinges with relative internal reinforcement. The electronic positioning of the drilling units and the possibility of working with only the master unit allows you to drill holes for three or more hinges in variable positions, including asymmetric. When properly configured, it can execute fixing holes on walls by means of an optional horizontal unit on all types of L-shaped and Z-shaped frames.




CN double drilling unit

The drilling position of hinges is set manually, allowing one or more hinge types to be positioned very easily. Machining units equipped with multi-spindles perform extremely precise drilling of corner hinges, guaranteeing their position on the frame.




Wide supporting surface

The work bench is very wide and customisable to allow the translation of even large formats. Upon request it is equipped with pneumatic bench exchange to enable on the same bench also the assembly of windows.



Hinge management

Extremely simple software control allows the operating units to be managed separately. This makes it possible to handle multiple drilling of hinges without positioning constraints.



Drilling holes for wall mounting (Optional)

A suitably sized optional aggregate, equipped with a floating gripper system, also allows the execution of wall-fixing holes on aluminium, aluminium/wood and PVC profiles to be included in the machining cycle.



Control

The ergonomic state-of-the-art control panel features a 10.4" touchscreen display and fully customised software and is packed with functions developed in the Microsoft Windows® environment specifically for this machine.



Radio barcode reader (Optional)

The radio barcode reader automatically recognises the piece by means of the barcode label. Any workpiece can be loaded into the machine and the machining centre automatically prepares to perform all machining operations by reading the barcode on the label applied, greatly reducing cycle times and with no possibility of error.

**ME-H / COMPLEMENTARY MACHINES****CHARACTERISTICS**

Number of controlled axes	1
Internal frame reference	●
X axis stroke - master unit (mm)	3.500
X axis speed (m/min)	20
Max. air consumption (NI/min)	50
Installed power (kW)	5,9
Installed power - with optional unit (kW)	7,6

DOUBLE DRILLING UNIT WITH MULTI-SPINDLE UNIT

Number of machinable sides	1
Max. tool diameter (mm)	7
Socket toolholder with locking grub screws	●
Maximum speed (rpm)	2.800
Maximum power in S1 (kW)	1,7

AUTOMATIC DRILLING UNIT FOR WALL MOUNTING (OPTIONAL)

Maximum power in S1 (kW)	1,7
Maximum speed (rpm)	6.000
Toolholder	ER 20
Max. tool diameter (mm)	15
Number of machinable sides	1
Max. machinable depth (mm)	80

**MODES OF OPERATION**

Positioning of corner hinges with manual presetting	●
NC machining of multiple hinges	●
Manual frame positioning	●

WORKPIECE LOCKING

Pneumatic frame locking system with longitudinal hold-down device	●
Workpiece reference stop near the machining unit	●
Maximum profile locking dimension (mm)	90
Maximum machinable square dimension - inner measurement (mm)	2.500 x 2.500
Minimum machinable square dimension - inner measurement (mm)	400
Minimum machinable square size with wall-fixing drilling unit - inner measurement (mm)	510
Maximum profile height (mm)	90
Maximum machinable profile width (mm)	130
Minimum profile height (mm)	40

WORK BENCHES

Contact surfaces covered with brushes	●
Work surface height (mm)	950

Included ● Available ○